

Moon Observation Journal



Spend the next month getting to know the Moon. Set aside some time each day to look at the Moon. Record your observations in the log provided on the back of this page. **Once you have completed your observations for the whole month, answer the questions below.**

Questions:

1. Did the Moon look the same each day? If not, describe how it changed throughout the month.

2. Did you see the Moon at the same time each day throughout the month? Was there a pattern to the time when you were able – or not able – to observe it? If so, describe the pattern.

3. Did anything ever prevent you from being able to see the Moon? If so, what? Could you figure out what the Moon would have looked like if you could have seen it? If so, how?

4. What do you think will happen to the Moon's shape in the sky during the next week?

5. Look up information on the phases of the Moon. Indicate in your Moon Observation Log (on the back of this page) where you think the Moon most closely matched each of the following phases: Waxing Crescent, First Quarter, Waxing Gibbous, Full Moon, Waning Gibbous, Third Quarter, Waning Crescent, and New Moon.

6. What questions do you have about the Moon? Look up information about the Moon that interests you, and share what you learn with your friends and family.

Some places you can find information about the Moon and its connection to planetary science and exploration are:

The International Observe the Moon Night website: moon.nasa.gov/observe

NASA's Lunar Site moon.nasa.gov

NASA's Solar System Exploration Site: solarsystem.nasa.gov




























NASA's Scientific Visualization Studio: svs.gsfc.nasa.gov

Moon Observation Log

NAME _____

DIRECTIONS: Observe the Moon each day for one month. Write down the date and time you make each observation, and illustrate how the Moon looks each day by shading in the circles to reflect the shape of the Moon. For example, if you can see the whole Moon, you do not need to shade in any part of the circle. If you can only see half of the Moon, shade the side of the Moon that you cannot see in the circle for that day. If you cannot see the Moon at all on a day, indicate this on your journal and also write down why you could not see the Moon.



Date: _____ Time: _____ 	Date: _____ Time: _____ 	Date: _____ Time: _____ 	Date: _____ Time: _____ 	Date: _____ Time: _____ 	Date: _____ Time: _____ 	Date: _____ Time: _____ 
Date: _____ Time: _____ 	Date: _____ Time: _____ 	Date: _____ Time: _____ 	Date: _____ Time: _____ 	Date: _____ Time: _____ 	Date: _____ Time: _____ 	Date: _____ Time: _____ 
Date: _____ Time: _____ 	Date: _____ Time: _____ 	Date: _____ Time: _____ 	Date: _____ Time: _____ 	Date: _____ Time: _____ 	Date: _____ Time: _____ 	Date: _____ Time: _____ 
Date: _____ Time: _____ 	Date: _____ Time: _____ 	Date: _____ Time: _____ 	Date: _____ Time: _____ 	Date: _____ Time: _____ 	Date: _____ Time: _____ 	Date: _____ Time: _____ 